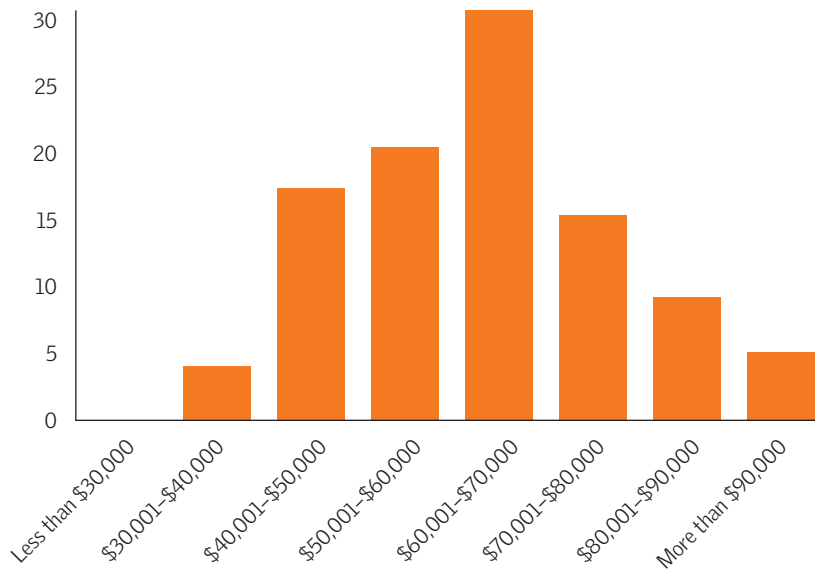


Salary survey figures

Figure 1: What is your current annual salary?



Note: Percentages are rounded to the nearest whole number.

Figure 2: Which of the following best describes your background? Please choose only one.

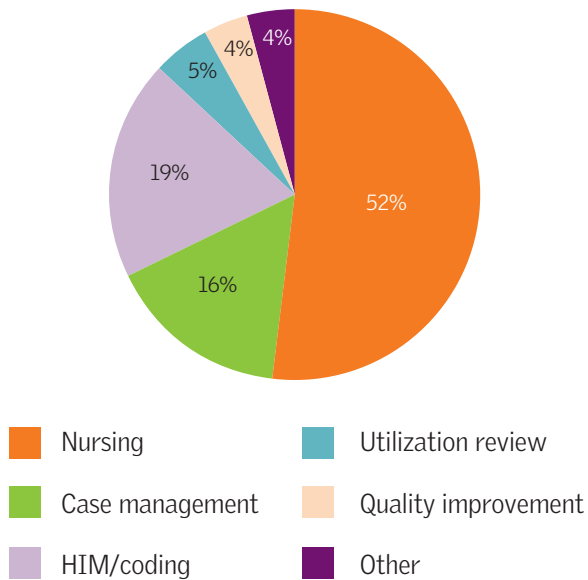


Figure 3: How often do you work overtime?

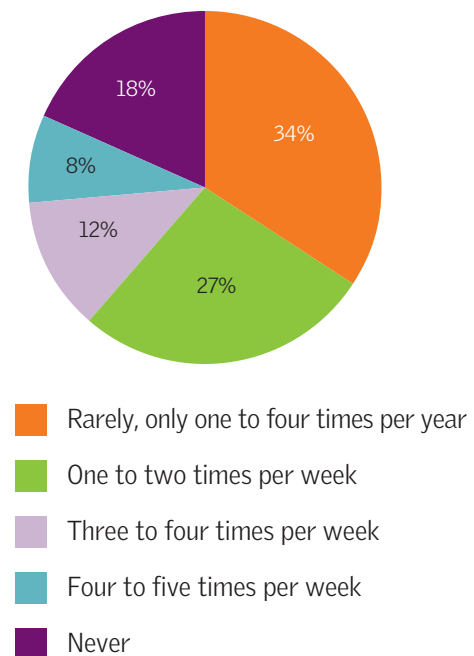
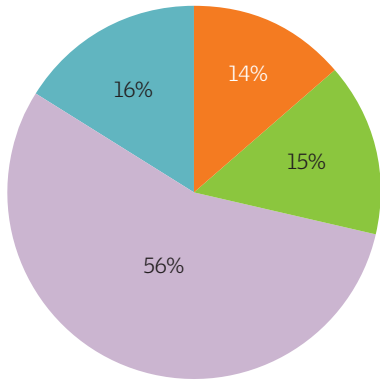
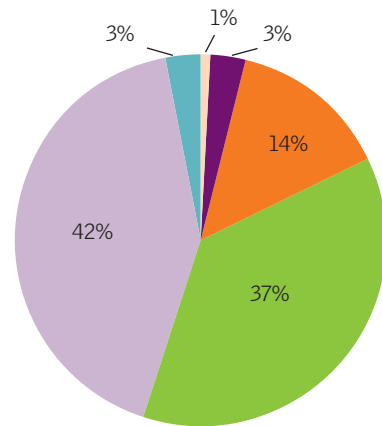


Figure 4: How are you compensated for your overtime?



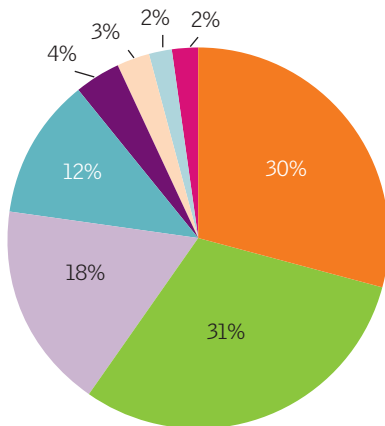
- I receive time and a half
- I receive comp time
- I don't get paid for overtime
- I don't work overtime

Figure 5: In what age range do you fall?



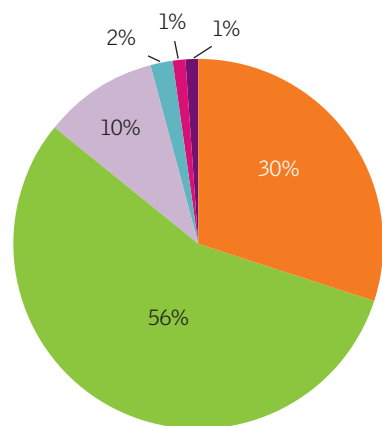
- Under 25 years old
- 26-30 years old
- 31-40 years old
- 41-50 years old
- 51-60 years old
- 61-70 years old

Figure 6: How many years of CDI experience do you have?



- Less than one year
- One to two years
- Three to four years
- Five to six years
- Seven to eight years
- Nine to ten years
- 11-15 years
- More than 15 years

Figure 7: If you have received a raise in the past year, what percentage of your salary was the increase?



- 2% or less
- 3%-4%
- 5%-6%
- 7%-8%
- 9%-10%
- More than 10%

Source: Association of Clinical Documentation Improvement Specialists 2008 salary survey.